



ALL-NEW PEUGEOT 308 & 308 SW

PRICES, EQUIPMENT, OPTIONS & TECHNICAL SPECIFICATIONS

1st JUNE 2022: E & OE

STANDARD SPECIFICATION

Safety & Security

- ABS (Anti-lock Braking System) with EBD (Electronic Braking Distribution) and EBA (Emergency Braking Assistance)
- Airbags: Adaptive driver and front passenger airbags (includes passenger airbag deactivation function)
- Airbags: Driver and front passenger side airbag
- Airbags: Front & rear curtain airbags
- Alarm (Thatcham category 1 approved)
- Automatic door locking when moving off
- Automatic hazard light activation upon heavy brake application
- Automatic Post-Collision Braking System
- Child locking functionality on rear doors
- Deadlocking
- Electronic code immobiliser
- ESP (Electronic Stability Programme) with Hill Start Assist
- Front optimised safety headrests and rear retractable headrests (x3), height-adjustable.
- Front three-point retractable seatbelts, with force limiters
- Front and rear disc brakes
- Isofix child seat fittings (x2) in the second row
- Programmable cruise control and speed limiter
- Lane Keeping Assist
- Speed limit & traffic sign extended recognition and recommendation
- Driver attention warning
- Intelligent Speed Adaption
- Seatbelt unfastened on the move with audible and visual alert for front and rear seats
- Puncture kit
- Locking wheel nuts
- Tyre pressure sensors
- Exterior temperature indicator with ice warning
- AVAS: Acoustic Vehicle Alerting System. Generates a sound when travelling at low speed, audible outside the vehicle for pedestrian safety. Standard on all **PHEV versions**

Lighting & Visibility

- Rear reversing lights
- Rear numberplate LED lights (x2)

Comfort and Convenience

- Electric power steering with reach and rake adjustable steering column
- Electric parking brake
- Multifunction trip computer
- 'One-touch' electric front windows with pinch protection
- 'One-touch' electric rear windows with pinch protection
- PEUGEOT i-Cockpit®: 10.0" HD touchscreen
- Push button start
- Tailgate with heated rear windscreen & wiper blade
- Acoustic tinted windscreen
- Multi driving mode selector - Eco / Normal / Sport mode selector (Petrol & Diesel)
- Central front armrest with storage compartment
- 3.7kW monophasic On board charger (**PHEV**)
- Mode 3 type 2 cable for wall box charging (**PHEV**)

Interior Features

- Rear windscreen wiper triggered automatically in reverse gear
- Seating: 1/3 - 2/3 folding rear seat
- New compact Automatic Gearbox impulse selector
- Sport pedals with foot rest
- 'Piano' keys: Gloss black plated toggle switches to access main functions of the vehicle

In Car Entertainment

- Bluetooth® telephone facility (up to two phones at one time)
- DAB Radio (Digital Audio Broadcasting)
- Mirror Screen®: (AppleCarPlay™ & Android Auto)
- 6-Speaker radio
- 12 V socket

Exterior Features

- Body-colour exterior door handles
- Model designation badges front and rear
- Nera black door mirrors
- Gloss black B Pillar
- Body coloured rear spoiler

*Due to the ongoing worldwide shortage of components affecting all industries, specification on vehicles may vary. Please contact your local Peugeot dealer for the latest information.



ACTIVE

(Available as Petrol, Diesel and Plug-In Hybrid)

With the perfect balance of character and strength, Active is the perfect place to start your journey.



Active Specification

Safety and Security

- Active Safety Brake (pedestrians and cyclists)
- PEUGEOT Connect & SOS

Comfort and Convenience

- Automatic air conditioning
- Electric, heated and power folding door mirrors. With LED indicator & approach lighting
- Electrochrome frameless rearview mirror (including ZEV indicator on PHEV) **(PHEV only)**
- Electric parking brake
- Parking sensors - rear
- PEUGEOT i-Cockpit® with 10" digital instrument panel display
- Centre console with two cup holders
- Electric mode, Hybrid & Sport mode **(PHEV)**

Interior Features

- New multi-function split leather & gloss steering wheel with shift paddles
- Seating: driver and front passenger comfort seats
- Seating: 'Renze' Tri-Material cloth seat with 'Zephyr' grey stitch detail
- Driver manual lumbar adjustment
- Manual height, slide and backrest adjustment (driver and passenger)

In Car Entertainment

- USB Socket (x2) front USB-C sockets

Exterior Features

- 16" 'Auckland' alloy wheels
- 17" 'Calgary' diamond cut alloy wheels **(PHEV)**
- Rear lower bumper grained black "diffuse effect" trim
- Grained black rear cluster connecting strip

Lighting and Visibility

- EcoLED headlights
- LED daytime running lights
- Visibility pack: Automatic headlights
- Automatic windscreen wipers with 'Magic wash'
- Rear full LED PEUGEOT signature 'Claw effect' lights
- Manual headlight position corrector/adjustment

ALLURE

(Available as Petrol, Diesel and Plug-In Hybrid)



Active Specification +

Safety and Security

- Active Safety Brake (night function, cyclists & pedestrians).
- Drive Assist Pack:
 - Rear cross traffic alert
 - Adaptive cruise control with Stop & Go function
 - Long range Active Blind Spot Detection

Comfort and Convenience

- Automatic air conditioning with AQS 3 (Air Quality System)
- Dark tinted rear side and tailgate windows
- Electrochrome frameless rearview mirror (including ZEV indicator on PHEV)
- Visio Park 1: 180° Colour Reversing Camera with Front & Rear parking sensors
- PEUGEOT Open & Go (keyless entry and push button start)
- Multi driving mode selector:
 - Eco mode & Sport mode (Petrol & Diesel)
 - Electric mode, Hybrid & Sport mode (Plug-in Hybrid)

Exterior Features

- 17" 'Halong' diamond cut alloy wheels
- Front grille with horizontal chrome stamping
- Chrome exhaust surrounds

Exterior Features (continued)

- Dichroic HYBRID badging
- Rear lower bumper gloss black "diffuser effect" trim
- Gloss black rear cluster connecting strip (Hatchback only)

In Car Entertainment

- USB Socket (x2) rear USB-C sockets
- New PEUGEOT customisable i-Toggles®
- Connected 3D Navigation
- New PEUGEOT i-Connect® (Activated by using "Ok PEUGEOT")
- Wireless connection for Android Auto / Apple CarPlay™

Interior Features

- Seating: driver and front passenger comfort seats
- Seating: 'Falgo' Tri-Material with 'Isabella' leather effect and cloth seat trim with Mint stitch detail
- Interior ambient lighting to the door panels
- Ski Hatch - central armrest with cup holder
- Sunvisors with concealable mirrors & LED lighting

Lighting & Visibility

- Customisable interior ambient lighting
- High beam assist
- New PEUGEOT signature LED daytime running lights

NEW PEUGEOT 308 & 308 SW: STANDARD EQUIPMENT BY VERSION - GT

The best of both worlds, sports styling combined with outstanding levels of efficiency and specification



Images used for illustration purposes only. Wheel trims vary according to market. Please refer to alloy wheel options.

Comfort and Convenience

- Clean Cabin Technology linked to automatic air conditioning (using sensors to read the outside/inside air quality)
- PEUGEOT 3D i-Cockpit®: Configurable 3D head-up instrument panel
- Heated steering wheel
- Driver Sport Pack
 - Personalised colour theme for digital display with specific colouring for PHEV versions
 - Sport adjustment to the steering and accelerator pedal

Interior Features

- New Multi-function full grain leather steering wheel with Adamite green stitching & GT badging
- 'Fraxx knit' Tri-Material Alcantara® with 'Isabella' leather effect and cloth seat
- Interior roof 'Mistral' black
- Carpet Mats
- Aluminium door sills

Exterior Features




- 18" 'Kamakura' diamond cut two tone alloy wheels
- GT model designation badging (Petrol/Diesel versions)
- Lion emblem badging on front wings
- Radiator grille: Dark chrome chequered
- Extended lower body sills to the front and side
- Bi-tone Roof rails (SW only)

Exterior Lighting and Visibility

- Full Matrix LED headlights (with automatic adjustment)
- Rear full LED 3D PEUGEOT new 'Claw effect' lights (with sequential 'welcome sequence' upon unlocking the vehicle)
- LED lighting within glovebox






NEW PEUGEOT 308: PRICE LIST EFFECTIVE 1ST JUNE 2022

	Level	Model Description	Fuel Type	Speed	WLTP CO ₂	Tax Band	Annual Road Tax	RRSP*
	Active	1.2 Puretech 130bhp Auto	Petrol	8-Speed	128	B1	€200	€31,765
		1.5 BlueHDI 130bhp Auto	Diesel	8-Speed	117	A6	€190	€33,515
		HYBRID PHEV 180bhp	Petrol Hybrid	8-Speed	24	A1	€140	€40,785
	Allure	1.2 Puretech 130 bhp Auto	Petrol	8-Speed	129	B1	€200	€35,705
		1.5 BlueHDI 130bhp Auto	Diesel	8-Speed	120	A6	€190	€37,055
		HYBRID 180bhp PHEV	Petrol Hybrid	8-Speed	25	A1	€140	€44,325
	GT	1.2 Puretech 130bhp Auto	Petrol	8-Speed	131	B2	€210	€39,215
		1.5 BlueHDI 130bhp Auto	Diesel	8-Speed	121	B1	€200	€40,095
		HYBRID 180bhp PHEV	Petrol Hybrid	8-Speed	26	A1	€140	€46,190
		HYBRID 2 225bhp PHEV	Petrol Hybrid	8-Speed	27	A1	€140	€48,785

* Dealer delivery related charges, metallic paint and tyre recycling levy not included



NEW PEUGEOT 308 SW: PRICE LIST EFFECTIVE 1ST JUNE 2022

	Level	Model Description	Fuel Type	Speed	WLTP CO ₂	Tax Band	Annual Road Tax	RRSP*
	Active	1.2 Puretech 130bhp Auto	Petrol	8-Speed	129	B1	€200	€32,765
		1.5 BlueHDI 130bhp Auto	Diesel	8-Speed	118	A6	€190	€34,515
		HYBRID PHEV 180bhp	Petrol Hybrid	8-Speed	25	A1	€140	€41,785
	Allure	1.2 Puretech 130 bhp Auto	Petrol	8-Speed	131	B2	€210	€37,495
		1.5 BlueHDI 130bhp Auto	Diesel	8-Speed	121	B1	€200	€38,330
		HYBRID 180bhp PHEV	Petrol Hybrid	8-Speed	25	A1	€140	€45,325
	GT	1.2 Puretech 130bhp Auto	Petrol	8-Speed	132	B2	€210	€40,215
		1.5 BlueHDi 130bhp Auto	Diesel	8-Speed	122	B1	€200	€41,095
		HYBRID 180bhp PHEV	Petrol Hybrid	8-Speed	26	A1	€140	€47,190
		HYBRID 2 225bhp PHEV	Petrol Hybrid	8-Speed	27	A1	€140	€49,785

* Dealer delivery related charges, metallic paint and tyre recycling levy not included



ALL-NEW PEUGEOT 308 PLUG-IN HYBRID 100% ELECTRIC WITHOUT COMPROMISE

LIVE THE POWER OF CHOICE

Plug-in HYBRID powertrain:

The new PEUGEOT 308 plug-in HYBRID is available with two options:

- HYBRID 180 e-EAT8 with our efficient Puretech 150 engine combined with a 81kw electric engine.
- HYBRID 225 with our efficient Puretech 180 engine combined with a 81kw electric engine.

The new PEUGEOT 308 plug-in HYBRID features the following key elements:

TECHNICAL

Efficient Puretech 150 /180 engine combined with a 81kw electric engine, complete with the electrified EAT8 gearbox (e-EAT8).

This efficient combination gives you a combined power output of either 180hp (110kW) or 225hp (132kW) as well as a lively and stimulating drive with immediate reactivity.

Battery: Li-Ion 12.4kWh (102kW)
Warranty: 8 year/100,000 km
(For 70% of original capacity)

EMP2 V3 platform

The new EMP2 V3 platform has been developed to incorporate an ICE engine along with an electric motor whilst preserving space on board and boot volume. Particular attention was given to weight reduction and balance to make sure the driving experience in the PEUGEOT 308 is as rewarding as possible.

Charging flexibility with 2 modes available

Domestic (AC): 1.8kWh from a domestic 3-pin socket, full charge in 7hrs (accessory cable needed)

Standard: 7.4kWh from a wall box, full charge in 3 hr 50mins

Standard: 7.4kWh from a wall box, full charge in 1 hr 55 mins (with optional 7.4kWh on board charger)

USAGE

3 driving modes

In the new PEUGEOT 308 plug-in HYBRID you will be able to choose between 3 driving modes:

Hybrid – alternation of electric and internal combustion engine driving to optimise the use of energies

Electric – allows for 100% electric driving

Sport – uses all of the power of internal combustion and electric engines for maximum performance

PLUG-IN HYBRID STYLING

The new PEUGEOT 308 plug-in HYBRID comes with distinctive and exclusive touches:

‘Distinctive HYBRID badging on the rear tailgate.’

The new PEUGEOT 308 features specific technological animations and menus on the touchscreen so that you can access easily all the information needed.

‘Specific HYBRID graphics available through the New i-Cockpit® & Touchscreen.’

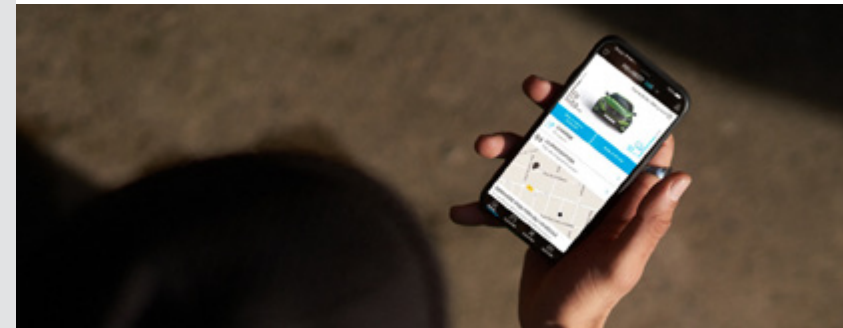
e-SAVE FUNCTION allows you to save or regenerate all or part of the battery for later use during your journey.

MYPEUGEOT® APPLICATION

Charge management - Control, plan, launch and check the vehicle's charge remotely.

Climate preset - Remotely plan and control the heating or air conditioning in the interior of your car.

e-Coaching - Consumption logs and statistics






Images used for illustration purposes only. Wheel trims vary according to market. Please refer to alloy wheel options.

NEW PEUGEOT 308 & 308 SW: OPTIONS PRICE LIST

ALL-NEW PEUGEOT 308

CHOOSE YOUR OPTIONS (1/2)

Due to production challenges at present, please note that options are unavailable for 308 models until further notice. Your local dealer can advise further on when options will be made available to order.




	CODE	 ACTIVE	 ALLURE	 GT	RRSP
PAINT					
Bianca White	WPPO	○	○	-	€215
Metallic paint	MO..	○	○	○	€645
Special / pearlescent paint	M6../M5..	○	○	○	€840
SAFETY AND SECURITY					
Drive Assist Plus Pack: Lane Positioning Assist	ZVEP	-	○	○	Allure - €585 GT - €235
COMFORT & CONVENIENCE					
Heated Steering wheel	I301	-	○	●	€295
7.4kW onboard charger (PHEV Only)	LZ02	○	○	○	€585

○ = Optional. ● = Standard. - = Not available.

NEW PEUGEOT 308 & 308 SW: OPTIONS PRICE LIST

ALL-NEW PEUGEOT 308 CHOOSE YOUR OPTIONS (2/2)

KEY: ○ = Optional. ● = Standard. - = Not available.

					
	CODE	ACTIVE	ALLURE	GT	RRSP
INTERIOR FEATURES					
Seating: Blue Naboo Nappa Leather	DAFX	-	○	○	€1,660
Seating: Black Mistral Nappa Leather with asphalt stitching	4HFX	-	○	○	€1,270
IN CAR ENTERTAINMENT					
10" capacitive colour touchscreen with Connected 3D Navigation. Also includes Peugeot Connect SOS and USB socket (x2) front including 2 USB-C	ZJ53	○	-	-	€975
Hi-Fi Premium FOCAL® system	6F04	-	-	○	€1,075
EXTERIOR FEATURES					
Cielo panoramic glass roof with interior blind	TC07	-	-	○	€1,270



NEW PEUGEOT 308 & 308 SW: RANGE EQUIPMENT



ACTIVE

ALURE

GT



ACTIVE

ALURE

GT

SAFETY & SECURITY

ABS (Anti-lock Braking System) with EBD (Electronic Braking Distribution) and EBA (Emergency Braking Assistance)	•	•	•
Airbags: Adaptive driver and front passenger airbags (includes passenger airbag deactivation function)	•	•	•
Airbags: Driver and front passenger side airbag	•	•	•
Airbags: Front and rear curtain airbags	•	•	•
Alarm (Thatcham category 1 approved)	•	•	•
Automatic door locking when moving off	•	•	•
Automatic hazard light activation upon heavy brake application	•	•	•
Automatic Post-Collision Braking System	•	•	•
Child locking functionality on rear doors	•	•	•
Deadlocking	•	•	•
Electronic code immobiliser	•	•	•
ESP (Electronic Stability Programme) with Hill Start Assist	•	•	•
Front optimised safety headrests and rear retractable headrests (x3), height-adjustable.	•	•	•
Front three-point retractable seatbelts, with force limiters	•	•	•
Front and rear disc brakes	•	•	•
Isofix child seat fittings (x2) in the second row	•	•	•
Programmable cruise control and speed limiter	•	•	•
Lane Keeping Assist	•	•	•
Speed limit recognition and recommendation	•	•	•
Driver attention warning	•	•	•
Intelligent Speed Adaption	•	•	•
Seatbelt unfastened on the move audible and visual alert for front and rear seats	•	•	•
Puncture kit	•	•	•
Locking wheel nuts	•	•	•
Tyre pressure sensors	•	•	•
Exterior temperature indicator with ice warning	•	•	•
AVAS: Acoustic Vehicle Alerting System. Generates a sound when travelling at low speed, audible outside the vehicle for pedestrian safety. Standard on all PHEV versions	•	•	•
Active Safety Brake (pedestrians and cyclists)	•	-	-
Active Safety Brake (night function, cyclists & pedestrians)	-	•	•
PEUGEOT Connect & SOS	•	•	•
Drive Assist Pack: Rear cross traffic alert, Adaptive cruise control with Stop & Go function, Long range Active Blind Spot Detection	-	•	•
Warning triangle	•	•	•

COMFORT & CONVENIENCE

Electric power steering with reach and rake adjustable steering column	•	•	•
Electric parking brake	•	•	•
Multifunction trip computer	•	•	•
‘One-touch’ electric front windows with pinch protection	•	•	•
‘One-touch’ electric rear windows with pinch protection	•	•	•
PEUGEOT i-Cockpit®: 10.0” HD touchscreen	•	•	•
Push button start	•	•	•
Tailgate with heated rear windscreen & wiper blade	•	•	•
Acoustic tinted windscreen	•	•	•
Multi driving mode selector - Eco / Normal / Sport mode selector (Petrol & Diesel)	•	•	•
Central front armrest with storage compartment	•	•	•
3.7 kW monophase On board charger (PHEV)	•	•	•
Mode 3 type 2 cable for wall box charging (PHEV)	•	•	•
Automatic air conditioning	•	•	•
Electric, heated and power folding door mirrors. With LED indicator & approach lighting	•	•	•
Electrochrome frameless rearview mirror (including ZEV indicator on PHEV)	-/• PHEV	•	•
Electric mode, Hybrid & Sport mode (PHEV)	•	•	•
Parking sensors – rear	•	-	-
PEUGEOT i-Cockpit® with 10” digital instrument panel display	•	-	-
‘One-touch’ electric rear windows with pinch protection	•	-	-
Centre console with two cup holders	•	-	-
Automatic air conditioning with AQS 3 (Air Quality System)	-	•	-
Dark tinted rear side and tailgate windows	-	•	-
Visio Park 1: 180° Colour Reversing Camera with Front & Rear parking sensors	-	•	•
PEUGEOT Open & Go (keyless entry and push button start)	-	•	•
Clean Cabin Technology linked to automatic air conditioning (using sensors to read the outside/inside air quality)	-	-	•
PEUGEOT 3D i-Cockpit®: Configurable 3D head-up instrument panel	-	-	•
Heated steering wheel	-	-	•
Driver Sport Pack: Personalised colour theme for digital display with specific colouring for PHEV versions, Sport adjustment to the steering and accelerator pedal	-	-	•

NEW PEUGEOT 308 & 308 SW: RANGE EQUIPMENT

ALL-NEW PEUGEOT 308 EQUIPMENT (2/3)



ACTIVE

ALURE

GT

INTERIOR FEATURES

Rear windscreen wiper triggered automatically in reverse gear	•	•	•
Seating: – 1/3 – 2/3 folding rear seat	•	•	•
New compact Automatic Gearbox impulse selector	•	•	•
Sport pedals with foot rest	•	•	•
‘Piano’ keys: Gloss black plated toggle switches to access main functions of the vehicle	•	•	•
Driver manual lumbar adjustment	•	•	•
Manual height, slide and backrest adjustment (driver and passenger)	•	•	•
New multi-function split leather & gloss steering wheel	•	-	-
Seating: driver and front passenger comfort seats	•	-	-
Seating: ‘Renze’ Tri-Material cloth seat with ‘Zephyr’ grey stitch detail	•	-	-
Seating: ‘Falgo’ Tri-Material with ‘Isabella’ leather effect and cloth seat trim with Mint stitch detail	-	•	-
Seating: driver and front passenger dynamic seats	-	•	•
Interior ambient lighting to the door panels	-	•	•
Ski Hatch - central armrest with cup holder	-	•	•
Sunvisors with concealable mirrors & LED lighting	-	•	•
New Multi-function full grain leather steering wheel with Adamite green stitching & GT badging	-	-	•
‘Fraxx knit’ Tri-Material Alcantara® with ‘Isabella’ leather effect and cloth seat	-	-	•
Interior roof ‘Mistral’ black	-	-	•
Carpet Mats	-	-	•
Aluminium door sills	-	-	•



ACTIVE

ALURE

GT

IN-CAR ENTERTAINMENT

Bluetooth® telephone facility (up to two phones at one time)	•	•	•
DAB Radio (Digital Audio Broadcasting)	•	•	•
Mirror Screen®: (AppleCarPlay™ & Android Auto)	•	•	•
6-Speaker radio	•	•	•
12V socket	•	•	•
USB Socket (x2) front USB-C sockets	•	•	•
Voice recognition (radio, navigation and telephony features)	•	•	•
USB Socket (x2) rear USB-C sockets	-	•	•
New PEUGEOT customisable i-Toggles®	-	•	•
Connected 3D Navigation	-	•	•
New PEUGEOT i-Connect® (Activated by using “OK PEUGEOT”)	-	•	•
Wireless connection for AppleCarPlay™ & Android Auto)	-	•	•

LIGHTING AND VISIBILITY

Rear reversing lights	•	•	•
Rear numberplate lights (x2)	•	•	•
Automatic windscreen wipers with ‘Magic wash’	•	•	•
EcoLED headlights	•	-	-
LED daytime running lights	•	-	-
Visibility pack: Automatic headlights	•	-	-
Rear full LED PEUGEOT signature ‘Claw Effect’ lights	•	•	-
Manual headlight position corrector/adjustment	•	•	-
New PEUGEOT signature LED daytime running lights	-	•	•
High beam assist	-	•	•
Full Matrix LED headlights (with automatic adjustment)	-	-	•
Rear full LED 3D PEUGEOT new ‘Claw effect’ lights (with sequential ‘welcome sequence’ upon unlocking the vehicle)	-	-	•
LED lighting within glovebox	-	-	•
Customisable interior ambient light	-	•	•



NEW PEUGEOT 308 & 308 SW: RANGE EQUIPMENT



ACTIVE

ALLURE

GT

EXTERIOR FEATURES

Body-colour exterior door handles	•	•	•
Model designation badges front and rear	•	•	•
Nera black door mirrors	•	•	•
Gloss black B-pillar	•	•	•
Body coloured rear spoiler	•	•	•
Rear lower bumper grained black 'diffuse effect' trim	•	•	•
Grained black rear cluster connecting strip	•	•	•
16" 'Auckland' alloy wheels	•	-	-
17" 'Calgary' diamond cut alloy wheels (PHEV)	-/• PHEV	-	-
Gloss black rear cluster connecting strip	•	•	-
17" 'Halong' diamond cut alloy wheels	-	•	-
Front grille with horizontal chrome stamping	-	•	•
Chrome exhaust surrounds	-	•	•
Dichroic HYBRID badging	-	•	•
Rear lower bumper gloss black 'diffuser effect' trim	-	•	•
18" 'Kamakura' diamond cut two tone alloy wheels	-	-	•
GT model designation badging (Petrol/Diesel versions)	-	-	•
Lion emblem badging on front wings	-	-	•
Radiator grille: Dark chrome chequered	-	-	•
Extended lower body sills to the front and side	-	-	•
Bi-tone Roof rails (SW only)	-	-	•



NEW PEUGEOT 308: PAINT OPTIONS

ALL-NEW PEUGEOT 308 CHOOSE YOUR PAINT



ACTIVE
308



ALLURE
308



GT
308

○ = Optional. ● = Standard. - = Not available.

SOLID PAINT

Bianca White	WPP0	○	○	-
--------------	------	---	---	---

METALLIC PAINT

Olivine Green	M1M0	●	●	●
Cumulus Grey	F4M0	○	○	○
Nera Black	9VM0	○	○	○

SPECIAL PAINT

Elixir Red	VHM5	○	○	○
Vertigo Blue	SMM6	○	○	○
Pearlescent White	N9M6	○	○	○



BIANCA WHITE



PEARLESCENT WHITE



OLIVINE GREEN



CUMULUS GREY



NERA BLACK



ELIXIR RED



VERTIGO BLUE



NEW PEUGEOT 308 SW: PAINT OPTIONS



ACTIVE
308 SW



ALLURE
308 SW



GT
308 SW

○ = Optional. ● = Standard. - = Not available.

SOLID PAINT

Bianca White	WPP0	○	○	-
--------------	------	---	---	---

METALLIC PAINT

Avatar Blue	M0BK	●	●	●
Cumulus Grey	F4M0	○	○	○
Nera Black	9VM0	○	○	○
Nimbus Grey	VLM0	○	○	○

SPECIAL PAINT

Elixir Red	VHM5	○	○	○
Pearlescent White	N9M6	○	○	○



BIANCA WHITE



PEARLESCENT WHITE



CUMULUS GREY




NERA BLACK



ELIXIR RED



NIMBUS GREY



NEW PEUGEOT 308 & 308 SW: UPHOLSTERY OPTIONS

ALL-NEW PEUGEOT 308

CHOOSE YOUR UPHOLSTERY OPTIONS




ACTIVE
308/ 308 PLUG-IN HYBRID

ALLURE
308/ 308 PLUG-IN HYBRID

GT
308/ 308 PLUG-IN HYBRID

UPHOLSTERY OPTIONS


Upholstery	'Renze' Tri-Material cloth seat	'Falgo' Tri-Material with 'Isabella' leather effect and cloth seat	'Fraxx knit' TriMaterial Alcantara® with 'Isabella' leather effect and cloth seat	Blue Naboo Nappa Leather	Black Mistral Nappa Leather
Trim Code	D8FX	D9FX	DBFX	DAFX	4HFX
Top-Stitching	'Zephyr' grey	Mint	'Adamite' green	'Naboo' blue	Tramontane
Availability	●	●	●	○	○




Active




Allure



GT



Blue Naboo Nappa Leather



Black Nappa Leather

ALL-NEW PEUGEOT 308 ALLOY WHEEL OPTIONS



● = Standard. - = Not available.

ACTIVE
308

ACTIVE
308/ 308
PLUG-IN
HYBRID

ALLURE
308

GT
308

WHEEL DESCRIPTION

Wheel Description	ACTIVE 308	ACTIVE 308/ 308 PLUG-IN HYBRID	ALLURE 308	GT 308
16" 'Auckland' alloy wheels	●	-	-	-
17" 'Calgary' Diamond cut alloy wheels	-	●	-	-
17" 'Halong' Diamond cut alloy wheels	-	-	●	-
18" 'Kamakura' Diamond cut alloy wheels	-	-	-	●



16" 'Auckland' alloy wheels



17" 'Calgary' diamond cut alloy wheels



17" 'Halong' diamond cut alloy wheels



18" 'Kamakura' diamond cut alloy wheels

NEW PEUGEOT 308 HB: TECHNICAL SPECIFICATIONS

ALL-NEW PEUGEOT 308 HB

TECHNICAL SPECIFICATION - PETROL/DIESEL

	PETROL	DIESEL
	1.2L PureTech 130 EAT8 S&S 8-speed automatic	1.5L BlueHdi 130 EAT8 S&S 8-speed automatic
POWERTRAIN		
Fuel type	Petrol	Diesel
Stop and Start functionality	•	•
Cubic capacity (cc)	1199	1499
Maximum power bhp (Kw)	96 (130) / 5500	96 (130) / 3750
Maximum torque lb/ft (Nm)	230 / 1750	300 / 1750
8-speed automatic	•	•
BRAKES		
Front and rear discs	•	•
SUSPENSIONS AND TYRES		
Front suspension	Pseudo-MacPherson	Pseudo-MacPherson
Rear suspension	De-formable Crossmember	De-formable Crossmember
Size - 16" tyres	205/55 R16	205/55 R16
Size - 17" tyres	225/45 R17	225/45 R17
Size - 18" tyres	225/40 R18	225/40 R18
PERFORMANCE		
Maximum speed (kph)	210	207
Acceleration 0-100 kph driver only (sec)	9.7	10.6
FUEL CONSUMPTION INFORMATION		
Fuel Consumption: Combined (litres/100km). ^{^*^}	5.7 - 5.8	4.5 - 4.8
WLTP Carbon Dioxide (CO ₂) emissions (g/km)	128 - 131	118 - 122
VEHICLE WEIGHT INFORMATION (KG)		
Gross vehicle weight	1850	1940
Mass in service	1421	1500
Kerb weight	1289	1361
Gross train weight	1850	3490
Maximum braked trailer weight	680	1550
Maximum tow ball weight	70	70



NEW PEUGEOT 308 HB: TECHNICAL SPECIFICATIONS

ALL-NEW PEUGEOT 308 HB PLUG-IN HYBRID

TECHNICAL SPECIFICATION - ELECTRIC

	PLUG-IN HYBRID	
	HYBRID 180 e-EAT8	HYBRID 225 e-EAT8
INTERNAL COMBUSTION ENGINE		
Capacity (cm³)	1598	1598
Maximum power in kW (or bhp) / engine speed (rpm)	110 (150) / 6000	132 (180) / 6000
Maximum torque (Nm) / engine speed (rpm)	250 / 1750	250 / 1750
ELECTRIC ENGINE		
Electric motor	1 front	1 front
Maximum power in kW (or bhp) / engine speed (rpm)	81 (110) / 2500	81 (110) / 2500
Battery capacity (kWh) - Power (kW)	12.4 / 102	
Autonomy WLTP (km)	60	59
In board Charger (kW) serial / option	3.7 / 7.4	
Charging time 0 to 80 %	Domestic (AC) 2.3kWh from a regular socket, full charge in 7 hours (accessory cable needed). Standard (AC) 7.4kWh from a Wall Box, full charge in 1hour 45minutes (with 7.4kWh on board charger).	
BRAKES		
Front and rear discs	•	•
TRANSMISSION		
8-speed automatic	•	•
SUSPENSIONS AND TYRES		
Front suspension	Pseudo-MacPherson	Pseudo-MacPherson
Rear suspension	Semi-independent wheels - Twist beam axle	Semi-independent wheels - Twist beam axle
Size - 17" tyres	225/45 R17	225/40 R18
Size - 18" tyres	225/40 R18	
HYBRID PERFORMANCE		
Maximum cumulative Power kW (ch)	132 (180)	162 (225)
Maximum cumulative Torque (Nm)	360	360
PERFORMANCES (driver only)		
Maximum speed (kph)	225	225
Acceleration 0-100 kph driver only (sec)	7.6	7.5
FUEL CONSUMPTION INFORMATION		
Combined (litres/100km)	1.1 - 1.2	1.2 - 1.3
Carbon Dioxide (CO₂) emissions Combined (g/km)**	24 - 26	27 - 29
Fuel tank capacity (litres)	40	
VEHICLE WEIGHT INFORMATION (KG)		
Gross vehicle weight	2120	2120
Mass in service	1726	1742
Kerb weight	1603	1633
Gross train weight	3620	3620
Maximum braked trailer weight	1500	1500
Maximum tow ball weight	70	70



NEW PEUGEOT 308 HB: DIMENSIONS

ALL-NEW PEUGEOT 308 DIMENSIONS

EXTERNAL DIMENSIONS

Length (mm)	4365
Width (mm)	1850
Height (mm)	1465
Wheelbase (mm)	2680
Front / rear overhang (mm)	900 / 785
Front / rear track width (mm)	1560 / 1555

EXTERNAL DIMENSIONS FOR PARKING

Width with front / rear doors open (mm)	3650 / 3356
Width with door mirrors open / folded (mm)	2062 / 1859

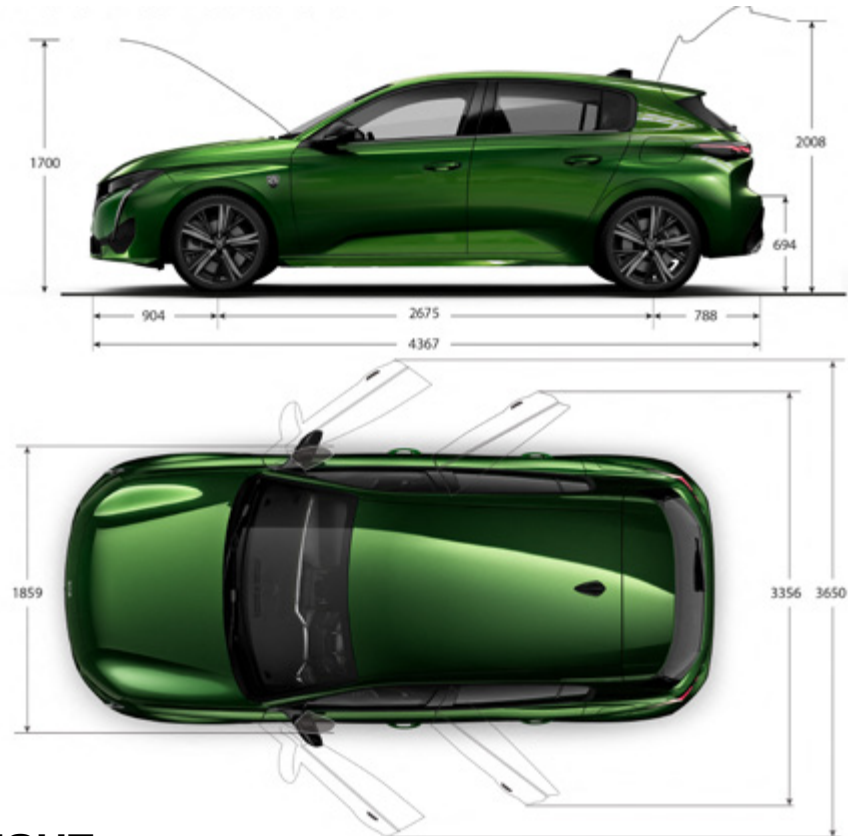
INTERNAL DIMENSIONS

Number of seats	5
Front / rear elbow room (mm)	1443 / 1411
Front / rear shoulder room (mm)	1428 / 1367
Front / rear head room (mm)	891 / 866

BOOT, STORAGE & FUEL TANK

Length with rear seat back up / folded (mm)	770
Width between wheel housings (mm)	1050
Min. boot volume (litres)	412 / 361
Max. boot volume (litres)	1323 / 1271
Fuel tank capacity Puretech & Diesel / HYBRID (litres)	52 / 40

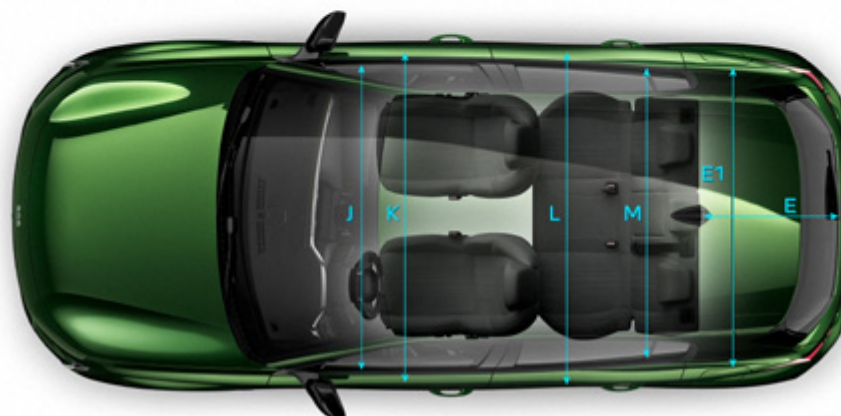
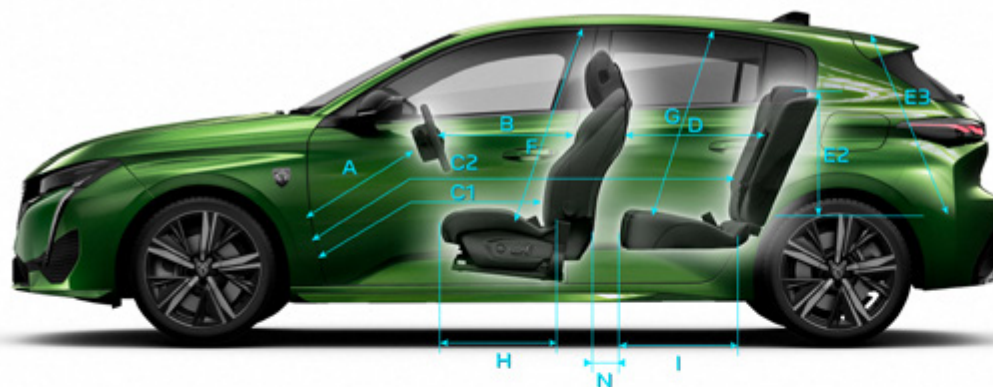
LENGTH



WIDTH/HEIGHT



NEW PEUGEOT 308 HB: DIMENSIONS



A	718
B	597
C1	886
C2	1743
D	857
E	770
E1	1050
E2	524
E3	689
F	891
G	866
H	510
I	452
J	1428
K	1443
L	1367
M	1411
N	129

BOOT



412 L

361 L (HYBRID)

NEW PEUGEOT 308 SW: TECHNICAL SPECIFICATIONS

ALL-NEW PEUGEOT 308 SW

TECHNICAL SPECIFICATION - PETROL/DIESEL

	PETROL	DIESEL
	1.2L PureTech 130 EAT8 S6S SW 8-speed automatic	1.5L BlueHDi 130 EAT8 S6S SW 8-speed automatic
POWERTRAIN		
Fuel type	Petrol	Diesel
Stop and Start functionality	•	•
Cubic capacity (cc)	1199	1499
Maximum power bhp (Kw)	96 (130) / 5500	96 (130) / 3750
Maximum torque lb/ft (Nm)	230 / 1750	300 / 1750
8-speed automatic	•	•
BRAKES		
Front and rear discs	•	•
SUSPENSIONS AND TYRES		
Front suspension	Pseudo-MacPherson	Pseudo-MacPherson
Rear suspension	De-formable Crossmember	De-formable Crossmember
Size - 16" tyres	205/55 R16	205/55 R16
Size - 17" tyres	225/45 R17	225/45 R17
Size - 18" tyres	225/40 R18	225/40 R18
PERFORMANCE		
Maximum speed (kph)	210	207
Acceleration 0-100 kph driver only (sec)	9.7	10.6
FUEL CONSUMPTION INFORMATION		
Fuel Consumption: Combined (litres/100km). ^{^^}	5.4 - 6.5	4.3 - 5.1
WLTP Carbon Dioxide (CO ₂) emissions (g/km)	129 - 132	118 - 122
VEHICLE WEIGHT INFORMATION (KG)		
Gross vehicle weight	1860	1950
Mass in service	1476	1538
Kerb weight	1345	1400
Gross train weight	3060	3450
Maximum braked trailer weight	1200	1500
Maximum tow ball weight	70	70



NEW PEUGEOT 308 SW: TECHNICAL SPECIFICATIONS

ALL-NEW PEUGEOT 308 SW PLUG-IN HYBRID

TECHNICAL SPECIFICATION - ELECTRIC

	PLUG-IN HYBRID	
	HYBRID 180 e-EAT8	HYBRID 225 e-EAT8
INTERNAL COMBUSTION ENGINE		
Capacity (cm³)	1598	1598
Maximum power in kW (or bhp) / engine speed (rpm)	110 (150) / 6000	132 (180) / 6000
Maximum torque (Nm) / engine speed (rpm)	250 / 1750	250 / 1750
ELECTRIC ENGINE		
Electric motor	1 front	1 front
Maximum power in kW (or bhp) / engine speed (rpm)	81 (110) / 2500	81 (110) / 2500
Battery capacity (kWh) - Power (kW)	12.4 / 102	
Autonomy WLTP (km)	60	59
In board Charger (kW) serial / option	3.7 / 7.4	
Charging time 0 to 80 %	Domestic (AC) 2.3kWh from a regular socket, full charge in 7 hours (accessory cable needed). Standard (AC) 7.4kWh from a Wall Box, full charge in 1hour 45minutes (with 7.4kWh on board charger).	
BRAKES		
Front and rear discs	•	•
TRANSMISSION		
8-speed automatic	•	•
SUSPENSIONS AND TYRES		
Front suspension	Pseudo-MacPherson	Pseudo-MacPherson
Rear suspension	Semi-independent wheels - Twist beam axle	Semi-independent wheels - Twist beam axle
Size - 17" tyres	225/45 R17	225/40 R18
Size - 18" tyres	225/40 R18	
HYBRID PERFORMANCE		
Maximum cumulative Power kW (ch)	132 (180)	162 (225)
Maximum cumulative Torque (Nm)	360	360
PERFORMANCES (driver only)		
Maximum speed (kph)	225	225
Acceleration 0-100 kph driver only (sec)	7.6	7.5
FUEL CONSUMPTION INFORMATION		
Combined (litres/100km)	1.0 - 1.3	1.1 - 1.4
Carbon Dioxide (CO₂) emissions Combined (g/km)**	24 - 30	24 - 30
Fuel tank capacity (litres)	40	
VEHICLE WEIGHT INFORMATION (KG)		
Gross vehicle weight	2170	2170
Mass in service	1786	1687
Kerb weight	1659	1400
Gross train weight	3620	3620
Maximum braked trailer weight	1450	1450
Maximum tow ball weight	70	70



NEW PEUGEOT 308 SW: DIMENSIONS

ALL-NEW PEUGEOT 308 SW DIMENSIONS

EXTERNAL DIMENSIONS

Length (mm)	4635
Width (mm)	1850
Height (mm)	1475
Wheelbase (mm)	2735
Front / rear overhang (mm)	900 / 1000
Front / rear track width (mm)	1560 / 1555

EXTERNAL DIMENSIONS FOR PARKING

Width with front / rear doors open (mm)	3650 / 3351
Width with door mirrors open / folded (mm)	2062 / 1860

INTERNAL DIMENSIONS

Number of seats	5
Front / rear elbow room (mm)	1443 / 1414
Front / rear shoulder room (mm)	1428 / 1367
Front / rear head room (mm)	891 / 882

BOOT, STORAGE & FUEL TANK


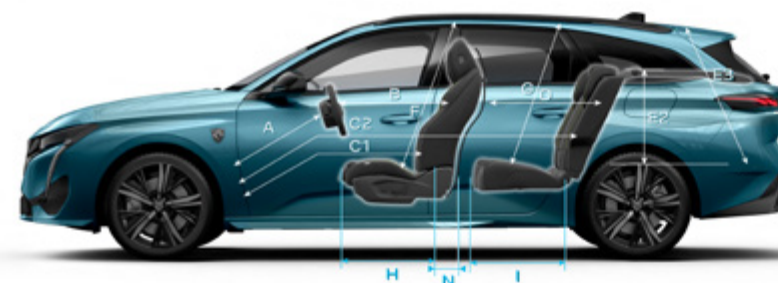
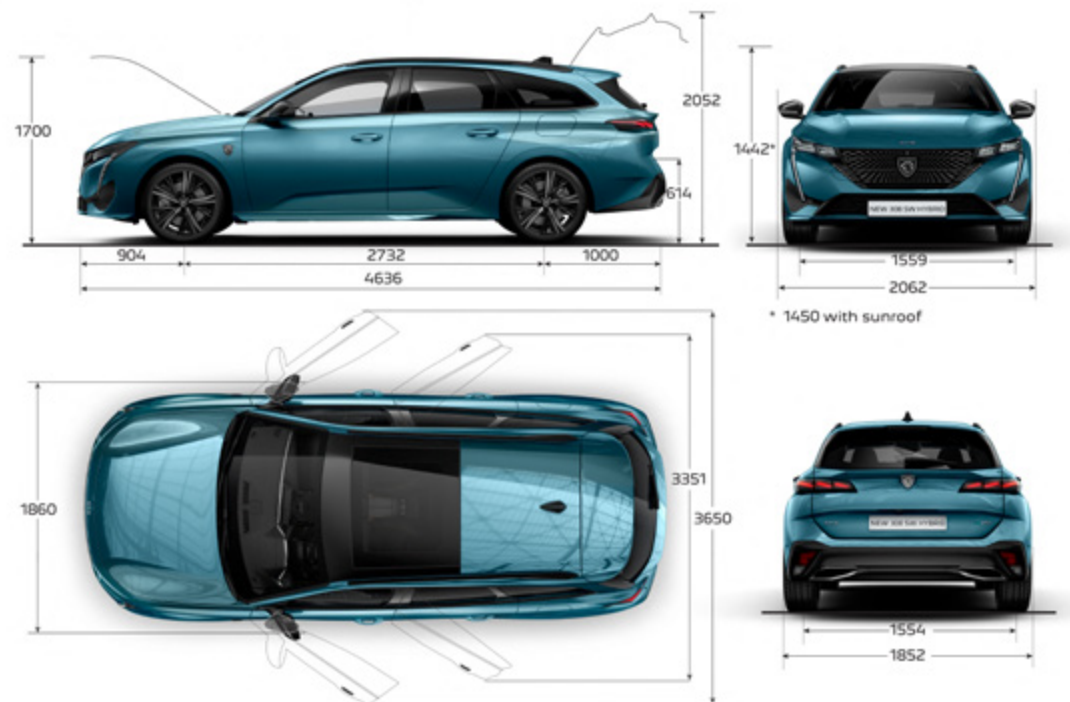
Length with rear seat back up / folded (mm)	1026
Width between wheel housings (mm)	1029
Min. boot volume (litres)	608 / 548
Max. boot volume (litres)	1634 / 1574
Fuel tank capacity Puretech & Diesel / HYBRID (litres)	52 / 40



WITH FlexFloor* : 608 L
Hybrid : 548 L



WITH FlexFloor* : 1634 L
Hybrid : 1574 L



A	718
B	597
C1	886
C2	1743
D	857
E	1026
E1	1029
E2	493
E3	797
F	891
G	882
H	510
I	450
J	1428
K	1443
L	1367
M	1414
N	129



E80E 1st JUNE 2022. FOR FURTHER INFORMATION TALK TO YOUR LOCAL PEUGEOT DEALER OR SEE WWW.PEUGEOT.IE.

The information contained in this specification sheet, is based on the data and images available at the time of publication. Some photography may feature left hand drive models. All images shown are for illustration purposes only. Photographic processes used may alter the depth and tone of the colours shown. As part of a policy on continuous specification improvement, Peugeot reserves the right to modify colours, trims, engine range, options and standard equipment at any time. This specification sheet is not a contractual document or offer of sale.

The specified fuel consumption and emission values are the official figures obtained from tests under standardised EU test conditions in accordance with the Worldwide Harmonized Light Vehicles Test Procedure (WLTP), a more realistic test method for measuring fuel consumption (l/100km) and CO₂ emissions and are correct at the time of print. WLTP replaces the previous NEDC test method. The included values reflect the standard vehicle excluding additional equipment such as optional extras and accessories which may have an effect on the fuel consumption (l/100km) and CO₂ emissions produced. You can discover more about the WLTP at peugeot.ie/brand-and-technology/wltp